



**2017**

**2018 04**

)

(

.....	<b>5</b>
.....	<b>9</b>
.....	<b>14</b>
.....	<b>34</b>
.....	<b>44</b>
.....	<b>52</b>
.....	<b>52</b>
.....	<b>53</b>
.....	<b>62</b>
.....	<b>70</b>
.....	<b>71</b>
.....	<b>199</b>



			300021
	DAYU	Water-saving Group	Co.LTD
	DAYU	Water-saving	
		290	
	735009		
		10	
	301712		
	<a href="http://www.dyjs.com/">http://www.dyjs.com/</a>		
	dyjszqb@163.com		

	10	290
	022-59679306	0937-2689028
	022-59679301	0937-2688963
	dyjszqb@163.com	dyjszqb@163.com

	<a href="http://www.cninfo.com.cn/">http://www.cninfo.com.cn/</a>

---

	61 4

--	--	--	--

	20,766,180.70	4,417,282.75	343,935.80	50,685,453.10
	-146,185,174.21	30,462,834.86	44,166,826.69	63,170,192.60

1

2

	2017	2016	2015	
	309,429.97	-778,516.85	-269,913.86	
	16,351,299.75	17,340,645.01	13,934,642.52	
	666,614.36			
		1,200,000.00		
	4,004,086.80	-2,865,939.70	-202,907.83	
	1,284,051.00			
	3,392,322.28	1,930,815.73	1,973,483.05	
	25,315.09	39,050.57		
	19,197,844.51	12,926,322.16	11,488,337.78	--

1

1

PPP

1

2

128,442.37

24.80%

10,199.06

64.47%

PPP

PPP

2020 13 2020

7.8 13 2020 1430 2020

2020 85% 80%

2

2017 PPP 2016 2017









9 LED

10

	2017		2016		
	1,284,423,666.00	100%	1,029,195,759.68	100%	24.80%
	1,277,758,992.36	99.48%	1,024,186,571.50	99.51%	24.76%

	1,277,758,992.36	945,877,177.42	25.97%	24.76%	26.05%	-0.76%
	449,462,941.22	306,637,236.35	31.78%	-26.15%	-25.97%	-0.17%
	713,188,952.32	576,460,816.06	19.17%	80.41%	79.74%	0.30%
	108,030,479.47	62,779,125.01	41.89%	867.38%	979.19%	-6.02%
	647,311,428.30	494,899,617.97	23.55%	12.53%	13.90%	-0.20%
	284,772,914.87	212,361,596.73	25.43%	26.67%	24.47%	1.32%

1

3

			2017	2016	
PVC			16,402	19,338	-17.90%
			14,742	20,640	-40.01%
			4,585	3,943	14.00%
PE			6,681	5,361	19.76%
			1,244	5,713	-359.24%
			323	1,970	-509.91%
			42,458	85,698	-101.84%
			67,471	88,179	-30.69%
			54,745	54,065	1.24%
			2,417	1,828	24.37%
			2,220	2,257	-1.67%
			521	501	3.84%

30%

---

**4**

2017 12 15

2017 11 8

18.65

10

2017 8 30

PPP

11.3 ( 5.3 6 )

5

2017 6 16

22

3

2017 5 24

60

2017 5 19

BOT

5

1.9

2017 5 15

8.6

EPC

2017 5 3

46

14

11

2017 3 8

PPP

25

2016 11 10

PPP

5

		2017		2016		
		934,694,900.71	1.00%	750,391,230.12	99.52%	0.30%
		11,182,276.71	0.00%	3,655,178.97	0.48%	-0.53%

		2017		2016		
		256,931,340.34	83.79%	623,219,357.11	82.65%	-24.95%
		7,880,576.97	2.57%	19,454,397.35	2.58%	-26.25%

6

---

		60.00
		70.00
		100.00
		51.00
		100.00

Y#UWS

Y#UWS

---

2		48,085,180.75	4.83%
---	--	---------------	-------



10				
11				
12				

	2017	2016	2015
	35	30	21
	2.19%	1.70%	1.00%
	33,841,787.91	23,810,117.59	13,289,756.38
	2.63%	2.31%	1.15%

---

	109,141,434.37	681,077,516.86	-83.98%

	6				
		0.00%		0.00%	
	79,605,177.20	2.70%	54,387,908.09	2.19%	0.51%
	310,468,993.77	10.51%	291,769,368.29	11.74%	-1.23%

1

2

⌂



--	--	--	--	--	--	--	--	--	--

			250,000 ,000.00	95.52%						28,190,5 12.76		2017 07 10	2017-06 2

430,000 100.00  
,000.00 %

105,442,  
818.98

---

--	--	--	--	--	--	--	--	--	--	--

2016

70,000

8,940.93

36,382.55

0

0

0.00%



	--	70,000	70,000	8,940.93	36,382.55	--	--		--	--
	--	70,000	70,000	8,940.93	36,382.55	--	--	0	--	--

	1

3

1

2

10%

			314320000	687,371,674. 36	538,175,493. 60	232,556,295. 00	33,069,639.9 5	28,190,512.7 6

			510000000	868,686,868. 90	583,906,802. 49	411,138,940. 67	123,357,706. 11	105,442,818. 98

	1	
	1	
	1.05	

1

2017

+ + +

PPP

PPP

PPP

2 2018

PPP

PPP

ERP

PPP



10		0
10		0.00
10		0
		797,360,687
		0.00
		36,455,841.83
		0.00%
2017		[2018] ZG10968 2017
	27,193,019.03	10%
	43,876,552.20	2016 31,894,427.50
	36,455,841.83	2017 12 31
	2018	231,657,390.76

3

(1) 2015

[2016]62030029

2015

6,406,093.71

10%

640,609.37

5

320,304.69

76,028,781.59

2015 12 31

81,473,961.24

44,114,931.34

2016

2016 5 4

2015

(2)2016		[2017] ZG11210	
2016	-37,597,409.04	10%	0 5
0	81,473,961.24	2016 12 31	43,876,552.20
	710,073,802.76	2016	
			2016
12 31	318,944,275	10	1.00
10	15	2017 5 5	2016
3	2017		

1



2006 2007

1%

" 2009 08

29

"



42

16

2017

42

2017 5 28

2017

16

2017 6 12

		%
		100.00
		60.00
		70.00
		100.00
		51.00
		100.00
( )		100.00

2017

	80
	2
	2

**1**

**2**

**3**

**4**

**5**

1


1

2

3

2

1



A1+B1+C1		2,000		A2+B2+C2		467.25		
A3+B3+C3		2,000		A4+B4+C4		467.25		
A4+B4+C4				0.34%				
D				0				
E 70%				0				
50% F				0				
D+E+F				0				

2

4

1

2017

2

3

1

	189,595,349	59.44%			284,393,023	-330,109,221	-45,716,198	143,879,151	18.04%
3	189,595,349	59.44%			284,393,023	-330,109,221	-45,716,198	143,879,151	18.04%

	2017 3 1	168					2017 5
9		2017 5 16					
			145,055,054			2017 5 16	
			72,527,527			318,944,275	
22.74%		72,527,527	318,944,275	22.74%			
	145,055,054	45.48%					

2



1						
2	8,389,262	20,973,155	12,583,893	0		2017 6 24
722	119,189	297,973	178,784	0		2017 6 24

719

75,045



---


181,318,8  
22.74%  
18

181,318,8  
18




	2017 05 16
	<a href="http://www.cninfo.com.cn">http://www.cninfo.com.cn</a>
	2017 05 17

3

	2017 3 9	
10		

	2017 05 16
	<a href="http://www.cninfo.com.cn">http://www.cninfo.com.cn</a>
	2017 05 17



**4**            **10%**

**5**



			2018	2021	72,527,52			108,701,2	181,218,8	7

				04 17	04 30					
				2014 38 04 30	2017 04 30					
				2007 48 02 25	2021 03 08					

			2017 02 15	
			2017 03 09	
			2017 03 09	
			2017 04 08	
			2017 04 08	
			2017 07 14	
			2017 07 14	

1

1991 6

MBA

2013 5

CEO

2017 3

PPP

PPP

200

PPP

2013 5 --2017 2

2015

1971

1994 2003  
2003 2005 2005  
2006 3  
2010 2011  
2013  
2015 2015  
2016 8 2015  
10 2017 10  
1968  
2010 2013 2006 3  
2014  
2015 2014 5  
2017  
2016 1 2017 12  
1973 2005 4 2007 1  
2007 1 2007 7  
2007 7 2009 9  
2009 9 2012 6 2012  
6 2013 9 2013 9 2016 7  
2016 7 2017 2  
2017 2  
1970 8 1993 1998  
1998 2  
2004 5  
2017

1961

863

30

100

11

1

2

2

6

2012 5 2013 5

2013 5 2014 4 2014 4

1977 2000 -2003

2004 -2005 2006 3

2007-2008

IPO 2010

4

1975 2004 2015

2015 2017

PPP

15 PPP PPP

PPP 10 20


8 10 PPP

PPP

1972

SH600617 SZ000603

	2017
	2017







1

2

3

9

3

4

3

1

5

6

7

2017

**1**

--	--	--	--	--	--

2017

46.80%

3 2017 4 8

2016

2016

2016

4 2017 4 13

2016

5 2017 6 15

2017

6 2017 7 10

2017

3



2000

7 2017 7 14

2017 2 21

2017 7 14





---

	2018 04 12
	<a href="http://www.cninfo.com.cn/cninfo-new/index">http://www.cninfo.com.cn/cninfo-new/index</a> 2018 4 12



	2018 04 10
	[2018] ZG10968

	3
	4
	5
	6
	7

2017

1

2

3

4

5

6

**1**

2017 12 31

	468,369,545.57	605,686,903.73



---

	32,785,894.02	16,381,411.21

	315,512,654.71	254,689,313.52
	1,390,218,307.75	1,333,575,934.93
	62,887,157.14	43,513,761.27
	1,453,105,464.89	1,377,089,696.20
	2,952,851,523.98	2,486,127,190.04

2

	344,272,692.24	518,215,398.73
		2,223,921.00
		3,036,272.47
	35,753,057.51	8,210,327.21
	394,176,238.80	519,540,652.72
	86,100,362.10	159,302,250.31
	101,757,483.05	101,628,291.27
	962,059,833.70	1,312,157,113.71
	25,000,000.00	25,000,000.00
	1,631,630,641.79	766,731,423.68
	20,863,667.37	22,159,612.81





	13,775,922.46	12,750,525.49
	72,039,018.24	83,898,124.23
	104,185,362.59	73,271,596.74
	24,892,912.12	30,694,976.35
	17,746,088.12	18,618,350.14
	4,331,270.27	4,854,560.77



	362,988,974.43	357,963,411.95
	4,672,126.95	3,696,507.42
	7,554,311.12	5,477,693.11
	28,097,645.90	21,949,016.16
	23,497,163.75	32,447,278.32
	548,000.17	39,128,153.35
	55,202,828.37	4,854,560.77
	2,380,604.91	2,667,382.69
-		
	5,907,000.00	
	26,255,978.41	-46,564,523.99
	2,005,717.11	6,898,880.77
	20,000.00	358,858.49

[REDACTED]

[REDACTED]

[REDACTED]

---

	971,704,482.00	800,648,697.09



			2,500.00
--	--	--	----------

	318,94 4,275. 00				737,097 ,010.81				22,845, 335.60		254,689 ,313.52	43,513, 761.27	1,377,0 89,696. 20


2







4



---

					2004 12 30
	2004 131				
					2005
1 19			620000000002220		
	3,000.00	2007 12 6			2007
	1,000.00		4,000.00		
2007			2008		
			880.00		
	4,880.00				
2008			2008		
		285.00		5,165.00	
2009					
	2009 1033		2009 10 20		1,800.00
1	1,800.00			6,965.00	





1

2

3

4

5

6



7

8

9

**10**



**11****1**

	100	100
	50	50

**2**


1	1	1.00%
1	2	10.00%
2	3	30.00%
3	4	50.00%
4	5	80.00%
5		100.00%

**3**


**12**

1

2

3







**16****1****2**

		40	5.00	2.38
		10	5.00	9.50
		5	5.00	19.00
		10	5.00	9.50

**3****17**

18

**19**

**20**

**1**

**2**

**21**

22

23

1

2

3

4

24









29



30

1




2

31

1

		17% 11% 6% 3%
		5% 7%
		25% 15% 16.5%

	15.00%
	15.00%
	15.00%
	15.00%
	15.00%
	15.00%
	15.00%
	25.00%
	15.00%
	15.00%
	25.00%
	25.00%
	25.00%
	15.00%
	25.00%
	25.00%
	25.00%
	25.00%
	25.00%
	16.50%

---

	25.00%
	25.00%
	25.00%
	25.00%
	25.00%
	25.00%
	25.00%

2017 1 1 2017 12 31

2

2007 83

2015 1 1

2015

1 1

2007 83

2016 1 1 9999 12 31

2015 1

1

2015 1 1

2007 83

2016 1 1 9999 12 31

2007 83

2016 1 1 2018 10 31

2013 12 1

2015 5 1

2007 83

2015 3 1

538

2015 6 1

**3****1**

	905,460.43	
	428,402,308.42	588,515,303.86
	39,061,776.72	17,171,599.87
	468,369,545.57	605,686,903.73

	12,068,404.15	11,819,948.60
	26,993,372.57	5,351,651.27
	39,061,776.72	17,171,599.87

**2****1**

		2,223,921.00
		2,223,921.00

**3****1**

	725,045, 536.94	100.00%	71,437,4 82.89	9.85%	653,608,0 54.05	578,341 ,206.72	100.00%	56,818,40 3.64	9.82%	521,522,80 3.08
	725,045, 536.94	100.00%	71,437,4 82.89	9.85%	653,608,0 54.05	578,341 ,206.72	100.00%	56,818,40 3.64	9.82%	521,522,80 3.08

1				
1	1	460,002,137.10	4,600,021.38	1.00%
1		460,002,137.10	4,600,021.38	1.00%
1	2			

**2**

10,330,921.93

0.00

**3**

---

	93,286,303.89	--	62,130,748.36	--
--	---------------	----	---------------	----

**2**


**5****1**

3	4	2,028,576.78	1,014,288.39	50.00%
4	5	203,452.82	162,762.26	80.00%
5		2,403,200.00	2,403,200.00	100.00%
		122,295,719.35	10,440,108.61	

2

1,143,340.02

0.00

3

4

		11,371,454.38
	16,632,429.05	
	98,238,067.11	80,783,785.74

			2,245,200.00		
		8,169,281.41	1 2,933,199.00 1-2 2,212,131.51 2-3 2,916,428.90 3-4 107,522.00	6.68%	1,179,234.81
		8,000,000.00	1-2	6.54%	800,000.00
		6,000,000.00	1	4.91%	60,000.00
		4,257,396.15	1-2 1,208,647.00 2-3 1,985,837.40	3.48%	727,245.04
	--	40,256,356.56	--	32.92%	3,864,503.64

6

7

8

6

1


	5,043,778.16	3,320,979.62
---	--------------	--------------

	2,799,018.37	3,575,711.79
	986,134.18	93,028.81
	151,582,234.16	111,471,389.32

8

1

	25,000,000.00		25,000,000.00	25,002,000.00	25,002,000.00
	25,000,000.00		25,000,000.00		



---

3			1,466,762.35	3,053,358.94	4,520,121.29
3.		10,409,448.46		38,255.03	10,447,703.49
1		4,115,948.46		38,255.03	

**3****4**

	6,527,350.23
	2,318,551.52

**5**

PVC	3,426,986.77	
PE	3,426,986.77	

---


---

	2,563,85	1,793,31		109,230.	150,833.	1,533,25		59.80%				
	2.36	5.32		76	27	1.29						



---

3.					
(1)					
(2)					
4.					

14

1

5

1								
4.	9,086,323.91	6,394,347.75		789,733.83	159,767.84	1,652,999.64	1,216.48	18,084,389.45
1.								
2.								
1								
3.								
1								
4.								
1.	69,009,612.23	5,573,888.01		860,617.22	1,423,209.10	10,000,916.60	144,760.85	

		4,036,897.67						4,036,897.67
DYYF TJ 2016-07	1,332,716.78							1,332,716.78
3	376,294.98	3,292.00			379,586.98			
128  DYYF(JQ)20 16-01  PVC  DYYF(JQ)20 16-02	113,376.36	50,341.89			125,425.46	38,292.79		

		2,367,121.44			145,977.33	2,221,144.11		
		3,000,710.33			3,000,710.33			
		94,711.76						94,711.76

		22,165,058.43				22,165,058.43
		22,165,058.43				22,165,058.43

2

2017 12 31

17

	2,698,322.68	547,960.00	404,617.98		2,841,664.70
		2,382,192.04	175,469.28		2,206,722.76
		361,208.28	87,029.05		274,179.23
	2,698,322.68	3,291,360.32	667,116.31		5,322,566.69

18

/

1



**3**



---

1	363,210,178.28	254,174,491.65
1 2	56,042,351.37	37,828,897.72
2 3	12,128,677.88	5,353,177.66

	623,976.16	
	390,188.70	
	386,483.17	
	3,831,520.47	--

3

23

1

	4,484,544.86	127,497,521.00	122,921,724.49	9,060,341.37
-	605.69	11,569,812.64	11,303,677.83	266,740.50

---

5	40,006.41	1,662,473.98	1,229,413.45	473,066.94
6				
7				

25

	1,802.57	2,046.54
	1,631,424.77	1,647,091.44
	1,633,227.34	1,649,137.98

26

1

	181,506.91	
	7,705,818.85	3,441,827.66
	1,163,529.21	777,745.97
	23,735,039.05	12,161,837.58

28

	1,332,060.30	1,072,813.30
	223,907.34	
	1,555,967.64	1,072,813.30

29

1

--	--

2.6	11,646,666.66		2,120,000.00				9,526,666.66	
	4,148,000.00	20,000.00	490,000.00				3,678,000.00	
	4,077,000.00		759,000.00				3,318,000.00	
	3,980,500.00	3,450,000.00	764,000.00				6,666,500.00	
	3,800,000.00		950,000.00				2,850,000.00	
	3,174,459.34	300,000.00	386,051.04				3,088,408.30	



---

	520,000.00		104,000.00				416,000.00	
	450,000.00		150,000.00				300,000.00	
	450,000.00		60,000.00				390,000.00	
	350,000.00		350,000.00					

	40,000.00		40,000.00					
	30,000.00		30,000.00					
	5,000.00		5,000.00					
2012								
3000	720,000.00		120,000.00				600,000.00	

1,000,000.00 100,000.00

33

		+					
	318,944,275.00			478,416,412.00		478,416,412.00	797,360,687.00

2017	5	5		2016	12	31		318,944,275
	10		1.00				10	15
			797,360,687.00					

34

	708,915,981.01		478,416,412.00	230,499,569.01
	28,181,029.80		6,900,270.27	21,280,759.53
	737,097,010.81		485,316,682.27	251,780,328.54

2017	5	5		2016	12	31		318,944,275
	10		1.00				10	15

35

	254,689,313.52	194,202,159.02
	95,437,070.59	60,487,154.50
	2,719,301.90	
	31,894,427.50	
	315,512,654.71	

- 1) 0.00
- 2) 0.00
- 3) 0.00
- 4) 0.00
- 5) 0.00

**37**

	1,277,758,992.36	941,427,767.74	1,024,186,571.50	750,391,230.12
	6,664,673.64	4,449,409.68	5,009,188.18	3,655,178.97
	1,284,423,666.00	945,877,177.42	1,029,195,759.68	754,046,409.09

---

	13,775,922.46	12,750,525.49
--	---------------	---------------

**39**

	18,375,573.99	25,535,690.71
	17,162,715.99	17,535,557.61
	5,391,268.53	6,226,849.60
	5,389,542.77	6,005,312.98
	1,464,530.37	



---

	40,000.00	

2017	300,000.00	
	300,000.00	
2017	25,000.00	
	500,000.00	
2.6	2,120,000.00	
	950,000.00	
2012 3000	120,000.00	

2012



2013							900,000.00	
						49,346.50	673,901.00	
							600,000.00	

							320,000.00	
							300,086.12	
"							300,000.00	

300,000.00

---

--	--	--	--	--	--	--	--	--	--

---

							184,000.00	

2015

"131"

140,000.00



						150,000.00		
						100,000.00		
2016						100,000.00		

48

1

	32,844,255.86	13,664,598.46
	-3,931,544.20	-1,209,895.41
	28,912,711.66	12,454,703.05

2

---

	61,244,415.79	22,834,327.77
	235,848,750.10	145,514,817.10

**3**

	100,000,000.00	120,000,000.00

---

	487,000.00	
	10,865,416.41	13,803,000.00

**50****1**

1	--	--
	101,990,560.18	62,011,823.82

	429,307,768.85	588,515,303.86
	588,515,303.86	227,621,225.65
	-159,207,535.01	360,894,078.21

2

3

4

	429,307,768.85	588,515,303.86
	905,460.43	
	428,402,308.42	588,515,303.86
	429,307,768.85	588,515,303.86

51

	39,061,776.72	
	10,849,009.79	
-	79,525,612.11	
-	14,250,002.55	
	143,686,401.17	--

		34,270,000.00	11,783,816.60
			5,296,481.25



4460 + 223 + 50 \*65% 2013  
2015 10  
2015 1-9  
9  
3,497,202.38 2016 12 26  
2017 1 23

2



	11,633.79	11,633.79		
	930,768.23	930,768.23		
	78,299,860.46	78,299,860.46	12,482.79	12,482.79
	30,992,765.58	30,992,765.58		
	1,388,910.74	1,388,910.74		
	2,779,534.46	2,779,534.46		
	4,947,168.08	4,947,168.08		
	38,191,481.60	38,191,481.60	12,482.79	12,482.79
	32,369,910.11	32,503,386.70	85,000.00	85,000.00
	11,329,468.54	11,376,185.35		
	21,040,441.57	21,127,201.36	85,000.00	85,000.00

4

	41,921,449.00	43,205,500.00	1,284,051.00		

5

6

2

1

2

3

3

4

**1**

**1**



---

				80.00%	20.00%	
				30.00%	30.00%	
				70.00%		

( )			;	100.00%		
-----	--	--	---	---------	--	--

2

	4.48%	1,642,720.76		17,988,485.96



---

**3****1**


3

	/		/	
	12,114,720.16	64,792,225.59	7,995,342.57	70,399,413.03
		284,565.24		7,275,497.15
	12,114,720.16	65,076,790.83	7,995,342.57	77,674,910.18
	1,749,352.94	1,887,467.50	1,617,388.35	1,382,121.71
	1,749,352.94	1,887,467.50		

8

4

5

6

( )

( )

1

100%

2

3

4

( )	

5

1

/

/

		266.67	
			6,763,233.58

2

/

/

/

/

3

4

	4,672,500.00	2017 12 7	2018 12 7	

	30,000,000.00	2017 03 10	2018 03 10	
	30,000,000.00	2017 03 17	2018 03 17	

	39,766,300.00	2017 09 30	2018 09 29	
	5,328,000.00	2017 11 24	2018 11 24	
	11,403,000.00	2017 12 08	2018 12 07	

5

6

	-	3,091,809.52	
	-	25,076,190.42	

7

	4,627,000	2,851,726.59

8

6

1


---

				11,371,454.38	
		181,506.91			

2

7

8

1

2

3

4

5



3 2018 4 10

4 2018 4 2

2018 3 23

[2018]522

5.4

12

24

24

**1**

**2**


**3**

**1**

**2**

**4**


**5**



1

1

CVM' %oNÍ

3

4


5

6

2

1

	396,792, 636.32	100.00%	2,616,39 7.52	0.66%	394,176,2 38.80	522,109 ,693.30	100.00%	2,569,040 .58	0.49%	519,540,65 2.72
	396,792,									

1				
1	1	580,212.33	5,802.12	1.00%
1		580,212.33	5,802.12	1.00%
1	2	8,005,858.00	800,585.80	10.00%
2	3	200,032.00	60,009.60	30.00%
5		1,750,000.00	1,750,000.00	100.00%
		10,536,102.33	2,616,397.52	

		386,256,533.99		
		386,256,533.99		

2

47,356.94

0.00

3

4

		386,256,533.99	509,889,236.06
			50,000.00
		1,130,000.00	8,087.69
		8,250,000.00	10,434,642.78
		1,064,214.33	1,077,922.33

---

	91,888.00	649,804.44
	396,792,636.32	522,109,693.30

**5**

--	--	--	--





6.50

.54

	605,479.45	987,178.08
	55,202,828.37	4,854,560.77

6

1

	309,429.97	
	16,351,299.75	
	666,614.36	
	4,004,086.80	
	1,284,051.00	
	3,392,322.28	
	25,315.09	
	19,197,844.51	--

1

1

2

		/	/
	5.60%	0.16	0.13
	4.47%	0.13	0.13

3

1

2

3

4

2017